

Warning
For proper use and maintenance refer to the user's handbook attached to the torch.

Attenzione
Consultare il manuale di uso e manutenzione allegato alla torcia.

Achtung
Bitte unbedingt das beigefügte Bedienungshandbuch beachten.

Attention
Consultez le manuel d'utilisation et de maintenance joint à la torche.

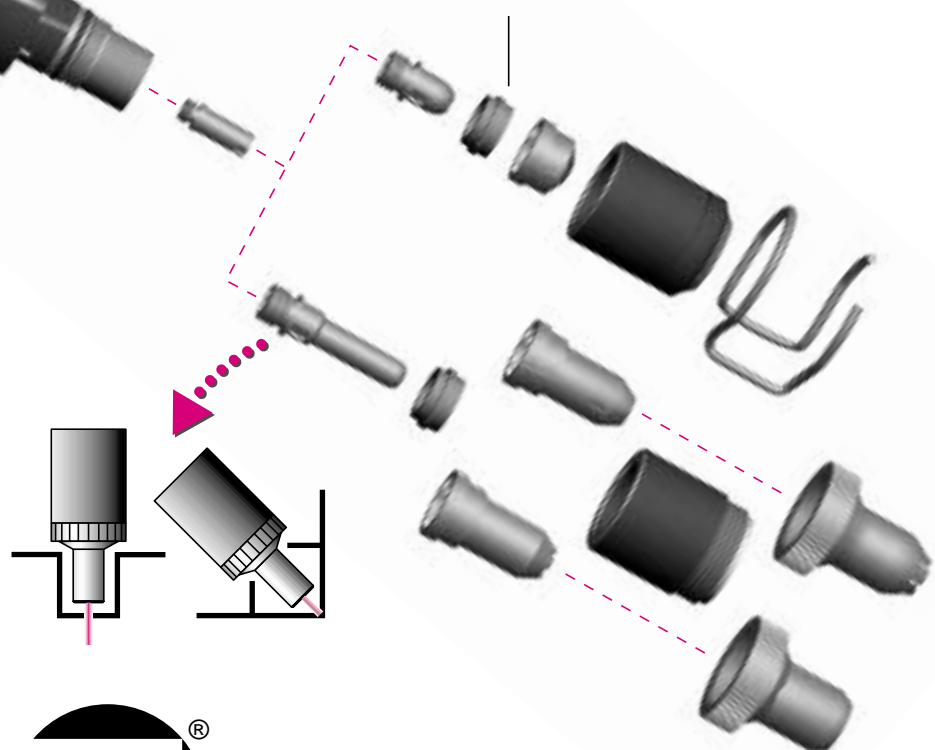
Operating instructions
The excessive wear of tip and electrode may cause some damage to the torch head. Replace the electrode before its total consumption as well as the tip when showing an irregular hole or an increased diameter.

Modalità d'uso
L'eccessiva usura di cappa ed elettrodo può creare danni al corpo torcia, sostituire l'elettrodo prima del totale consumo dell'inserto e la cappa quando presenta un foro irregolare o di diametro maggiorato.

Gebrauchsanweisung
Elektrode und Schneiddüsen sollten auf den Verschleiß hin überprüft werden, überhöhte Beanspruchung führt zu verschlechterten Schneidergebnissen und kann zu einer Beschädigung des Brennerkörpers führen.

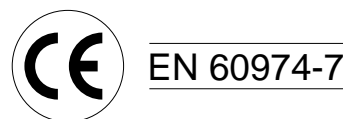
Modalité d'usage
L'usure excessive de la tuyère et de l'électrode peuvent causer des dommages au col de cygne, remplacer l'électrode avant l'usure totale de l'insert en HF ainsi que la tuyère si celle-ci présente une "usure irrégulière" ou un diamètre majoré.

Check the state of the swirl ring. Air holes must be open. If not, the low cooling system will damage the torch head.
Controllare lo stato di efficienza del diffusore aria, che deve sempre presentare i fori di accesso aria liberi da occlusioni.
Überprüfen des Luftverteilers, das die Löcher nicht verstopft sind.
Contrôler le rendement du diffuseur d'air dont les trous d'accès d'air doivent rester libres de toutes occlusions.



TRAFIMET spa claim that all items on this catalogue are manufactured in conformity with the "low voltage" CE 73/23 directive as per EN 60974-7 standard. The company reserve the right to modify any products without notice. TRAFIMET spa is the registered owner of all trademarks, patents and models.

Copyright © 1997 Trafimet Spa. All rights reserved. Print date 10/00 EA 0580

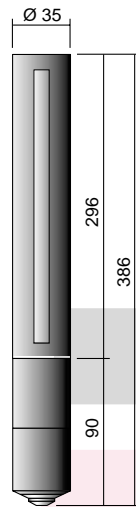
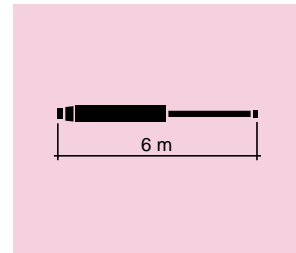


CB 100 MANUAL
CB 100 P AUTOMATIC

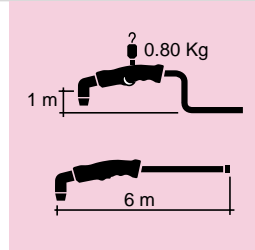
PLASMA TORCHES

trafimet
your welding partner

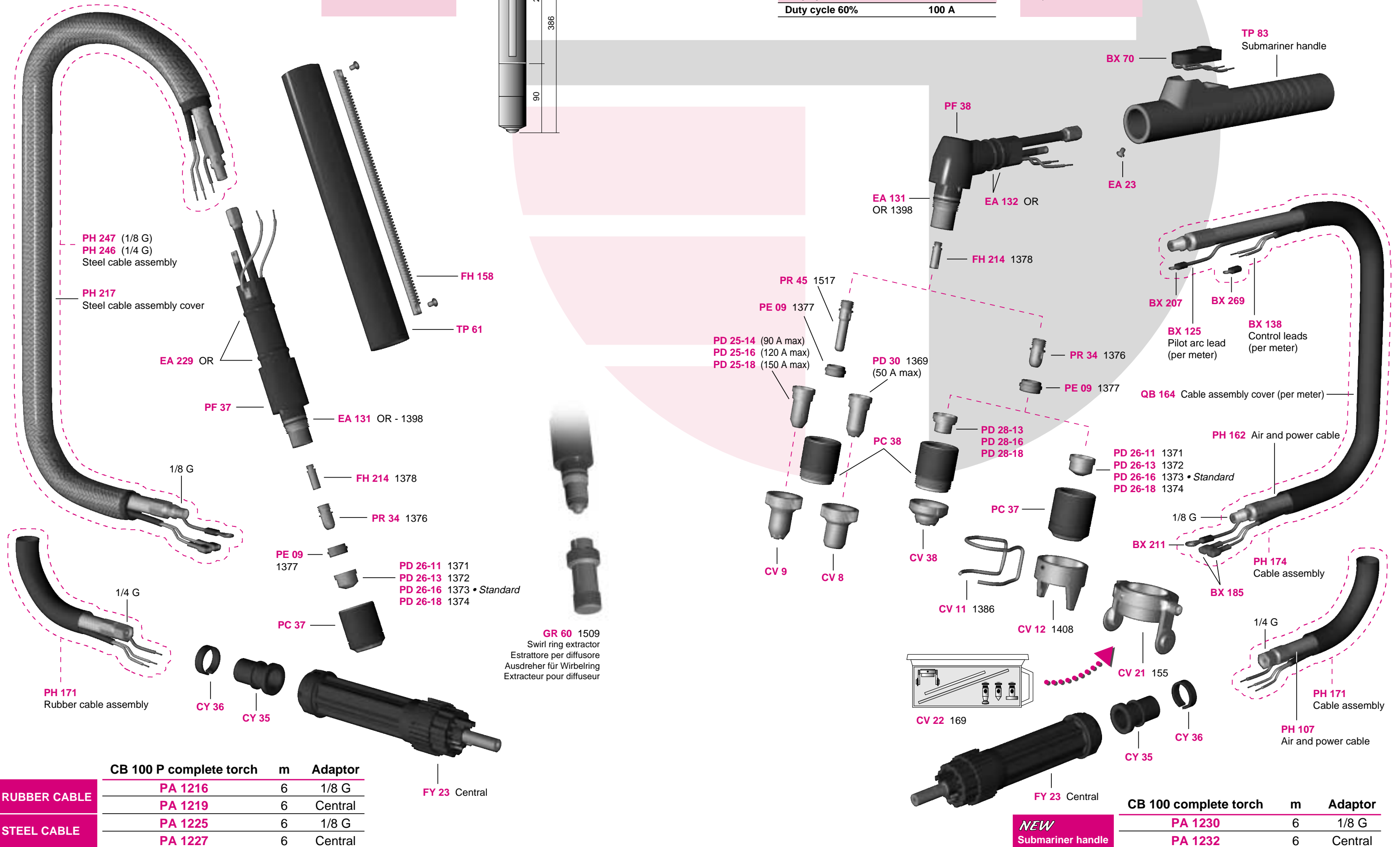
CB 100 P



Technical data CB 100 • CB 100 P	
Voltage class	M
Standard length	6 m
Air consumption	180 l/min
Air pressure	5 bar
Duty cycle 100%	70 A
Duty cycle 60%	100 A



CB 100



	CB 100 P complete torch	m	Adaptor
RUBBER CABLE	PA 1216	6	1/8 G
	PA 1219	6	Central
STEEL CABLE	PA 1225	6	1/8 G
	PA 1227	6	Central

NEW
Submariner handle

	CB 100 complete torch	m	Adaptor
	PA 1230	6	1/8 G
	PA 1232	6	Central